

PARK PASSES

3 DAY	per adult	\$25.00
ANNUAL	per adult	\$32.50
NT ANNUAL VEHICLE - NT residents		\$65.00

PARK OPENING HOURS

MONTH	OPEN	CLOSE
Dec, Jan, Feb	5.00 am	9.00 pm
March	5.30 am	8.30 pm
April	5.30 am	8.00 pm
May	6.00 am	7.30 pm
June, July	6.30 am	7.30 pm
Aug	6.00 am	7.30 pm
Sept	5.30 am	7.30 pm
Oct	5.00 am	8.00 pm
Nov	5.00 am	8.30 pm

The park closes overnight.

There is **no camping** within the park.

Camping is available at Ayers Rock Resort.

CULTURAL CENTRE	7.00 am-6.00 pm
Information desk	8.00 am-5.00 pm

RANGER-GUIDED MALA WALK 8.00 am

- Allow 1.5 - 2 hours
- Meet at Mala carpark

Commercial activity permits

Commercial activity of any type in the park requires a permit. This includes media, tours, filming, photography, artwork and sound recording.

Please contact the permits officer.
uluru.permits@environment.gov.au

Looking after this place together

On 26 October 1985, title deeds to Uluru and Kata Tjuta were handed back to Anangu traditional owners who then leased the land to the federal government for 99 years.

Since then, Anangu have been working together with the Director of National Parks to jointly manage this place. During this time, the park has been recognised as a World Heritage Area for both its natural and cultural values.

ENJOY YOUR VISIT SAFELY

Don't risk your life



Emergency radio to contact rangers during park opening times



Carry and drink one litre of water per hour in small regular portions



Wear sturdy, appropriate footwear



Wear sun protection - a hat with a secure strap, a shirt and sunscreen



Heat exhaustion and dehydration risk. In hot weather finish walks by 11.00 am



Consider your health and fitness when choosing an activity



If you do choose to climb Uluru, do not try to retrieve things that have dropped or blown from the track



Obey all safety directions, notices and warning signs

ENJOY YOUR VISIT SUSTAINABLY

Help us look after the park

You are one of a large number of visitors the park receives each year.

Keeping your environmental footprint to a minimum will help protect this special place for the future.

- Do not disturb or take away sand, rocks, plants or anything else that belongs here
- Take all rubbish with you
- Stay on roads and walking tracks
- Plan your day! **Toilets** provided at:
 - Cultural Centre
 - Mala carpark
 - Talinguru Nyakuny tjaku
 - Kata Tjuta Sunset Viewing



Under the Environment Protection and Biodiversity Conservation (EPBC) Act on-the-spot fines can apply

*We would like you to enjoy your visit
and return home safely*

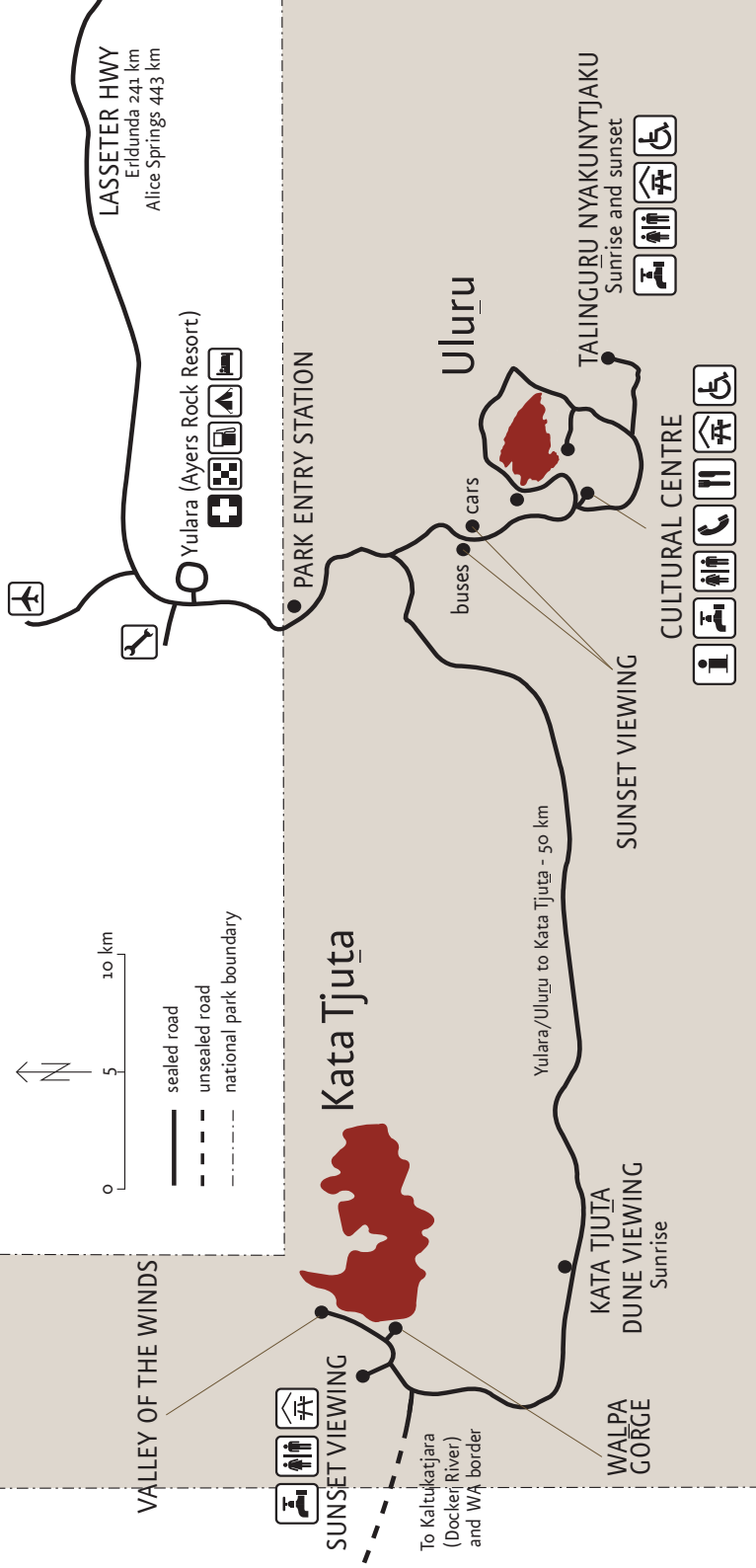
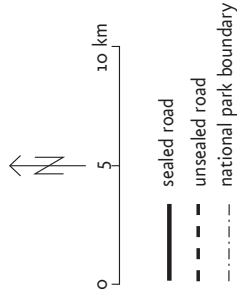
Visit the Cultural Centre FIRST
to pick up a VISITOR GUIDE

Palya!

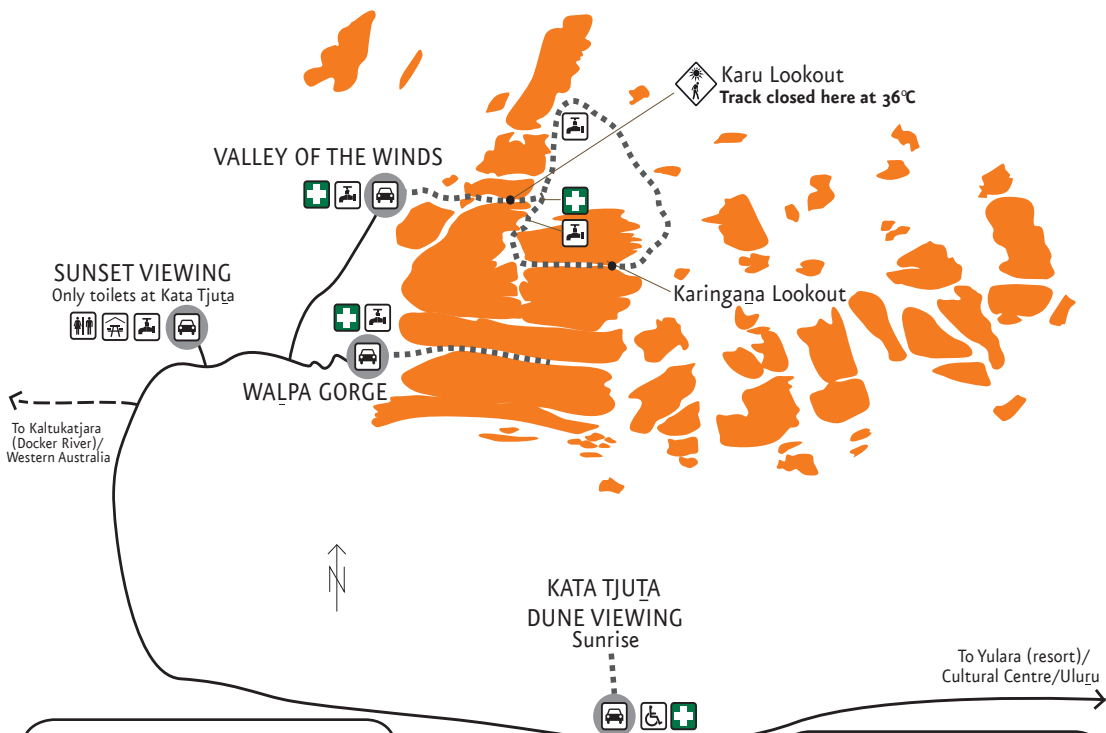
Welcome to Anangu land

MAPS AND SAFETY

Uluru–Kata Tjuta National Park



Kata Tjuta




IN AN EMERGENCY

Use an emergency radio alarm to contact a ranger during park opening hours

CHOOSE YOUR EXPERIENCE

- *Popular (for a reason!)
- **Dare to be different

KATA TJUTA WALKS - WARNING

 Heat exhaustion and dehydration risk. This life-threatening condition is common at Kata Tjuta even in mild weather. The walks are stoney, rugged and isolated.

Don't risk your life!

Drink water, stay cool, walk safely.
In hot weather finish your walks by 11.00 am.

For your safety, the track beyond Karu Lookout is closed from 11.00 am when the forecast or actual temperature is 36 degrees Celsius or above.

CONSIDER THE PARK CLOSING TIME

You will need to leave the Kata Tjuta area 45 minutes before the park closes.
Please see back page for closing times.

THINGS TO DO

**Kata Tjuta Dune Viewing

A great place for a picnic and to watch the sunrise or sunset.
The all access boardwalk leads to a spectacular 360 degree view.

*Kata Tjuta Sunset Viewing

Use the picnic and toilet facilities before and after your walks.
A beautiful view of Kata Tjuta for sunset.

*Walpa Gorge Walk

Grade 3 - Moderate, 2.6 km return, 1 hr

Valley of the Winds Walk

*Karu Lookout: Grade 3 - Moderate, 2.2 km return, 1 hr

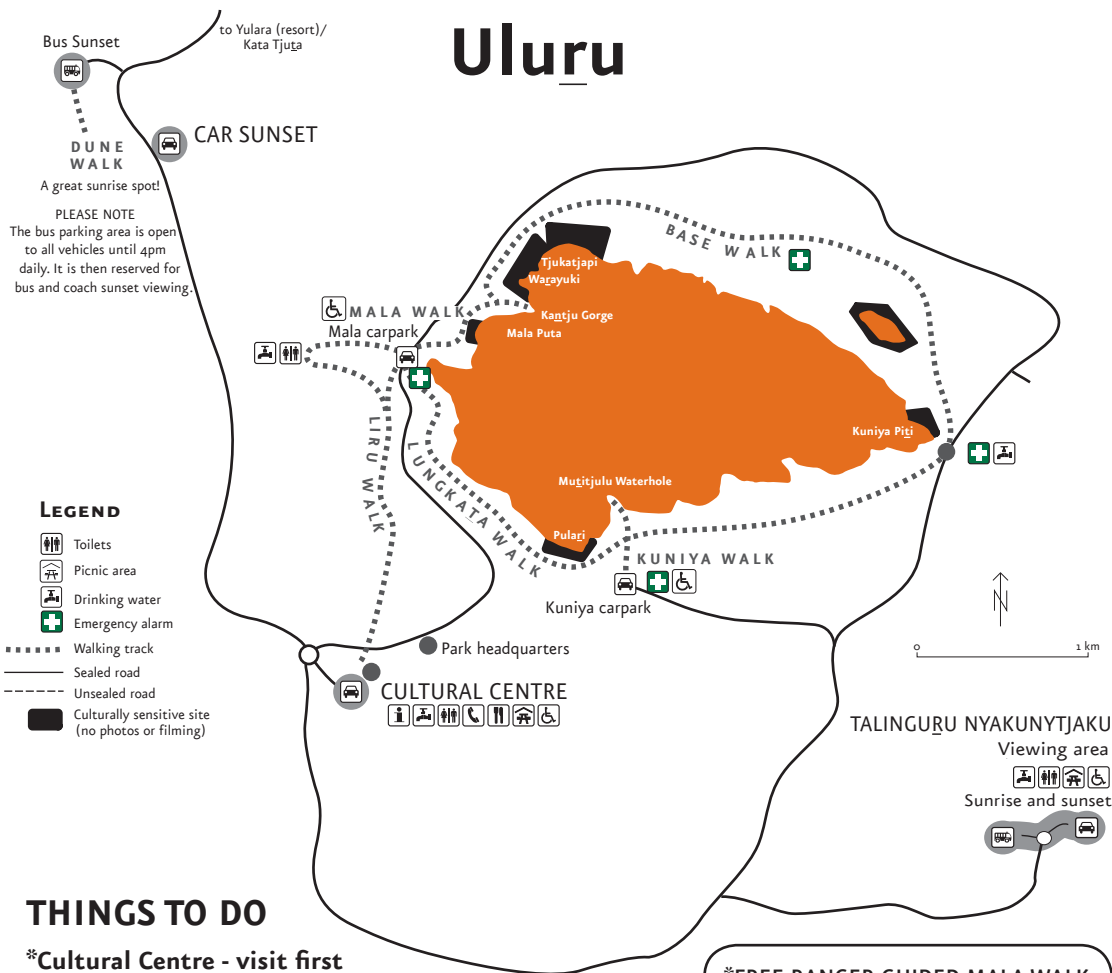
*Karingana Lookout: Grade 4 - Difficult, 5.4 km return, 2.5 hrs

**Full circuit: Grade 4 - Difficult, 7.4 km, 4 hrs

A PLACE OF GREAT RESPECT

Kata Tjuta means 'many heads' in the local language. This area is sacred under Tjukurpa and Anangu men's law. Everyone is welcome and encouraged to enjoy this special place.

Uluru



THINGS TO DO

*Cultural Centre - visit first

Gain a greater understanding of *Anangu* culture.
Open 7.00 am-6.00 pm.

*Uluru Base Walk

Grade 3 - Moderate, 10.6 km loop, 3.5 hrs
Heat exhaustion and dehydration risk.
In hot weather finish this walk by 11.00 am.

Shorter walks include

**Mala Walk*: Grade 1 - All access, 2 km return, 1.5 hrs,

**Kuniya Walk*: Grade 1 - All access, 1 km return, 30-45 mins

***Dune Walk*: Grade 2 - Easy, 500 m return, 45 mins (sunset buses only)

Talinguru Nyakuntjaku: Grade 2 - Easy, *sunrise, **sunset, picnic anytime

*FREE RANGER-GUIDED MALA WALK

Learn more about *Anangu* culture and the significance of Uluru. Join our daily walk.

WARNING IF YOU CHOOSE TO CLIMB



Consider your health and fitness.

The climb is physically demanding.
Over 35 people have died attempting it.

Don't risk your life!

Do not climb if you have high or low blood pressure, heart or breathing problems, a fear of heights or if you are not fit.

The climb is closed during adverse weather conditions and rescue operations. It may also be closed for important cultural reasons.

PLEASE DON'T CLIMB ULURU

*'That's a really important thing you are climbing. You shouldn't climb.
It's not the real thing about this place. The real thing is listening to
everything. We are obliged by Tjukurpa (traditional law) to
teach people what behaviour is appropriate.'*